

Scaled data based on original data using
LM-79-08 Approved Method: Electrical and Photometric Measurements of Solid-
State Lighting Products

Test Report Prepared for
Cooper Lighting Solutions
(formerly Eaton)

Brand: INVUE

Report Number: P676485

Luminaire Tested: **CCW-SA-1B-840-U-T3-HSS**

Issue Date: 04/25/2023



Test Information

Test Method: LM-79-08
Report Number: P676485
Test Lab: INNOVATION CENTER(G1)
Issue Date: 04/25/2023
Manufacturer: COOPER LIGHTING SOLUTIONS (FORMERLY EATON)
Product Line: INVUE
Catalog Number: CCW-SA-1B-840-U-T3-HSS
Description: INVUE CLEAR CURVE Wall Pack MOUNT Light Square Luminaire @450mA w/
T3 distribution lens and House Side Shield
Light Source: (16) 4000K CCT, 80 CRI LEDs
Ballast/Driver: ELECTRONIC DRIVER

Summary

Lumens per Lamp: N/A
Luminaire Lumens: 2121.3 lumens
Efficiency: N/A
Efficacy: 88.4 lumens/watt
Luminous Opening: Rectangular (W 1' x L: 0.5' x H: 0')
IES Classification: Type III - Medium
BUG Rating: B0 - U0 - G1

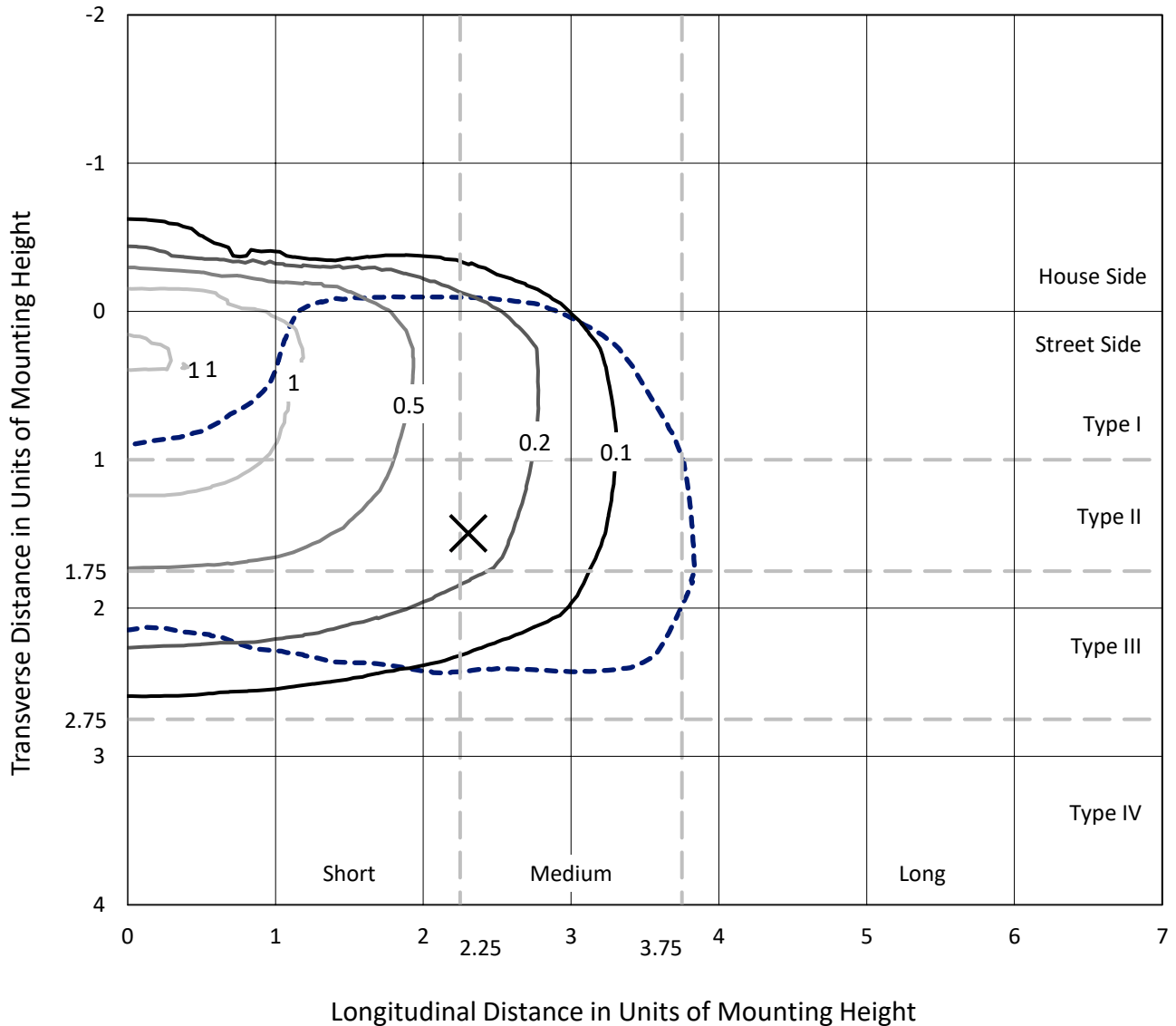
Input Watts (W): 24
Input Voltage (V): 120
Input Current (Ain): NR
Voltage Rise (V): NR
Power Factor: NR
Total Harmonic Distortion (THDi): NR
Frequency (hertz): 60
Stabilization Time: NR
Operation Time: NR
Ambient Temperature (°C): NR
Test Distance: 25 FT



REPORT NUMBER: P676485
 CATALOG NUMBER: CCW-SA-1B-840-U-T3-HSS

Iso-Footcandle Lines of Horizontal Illumination

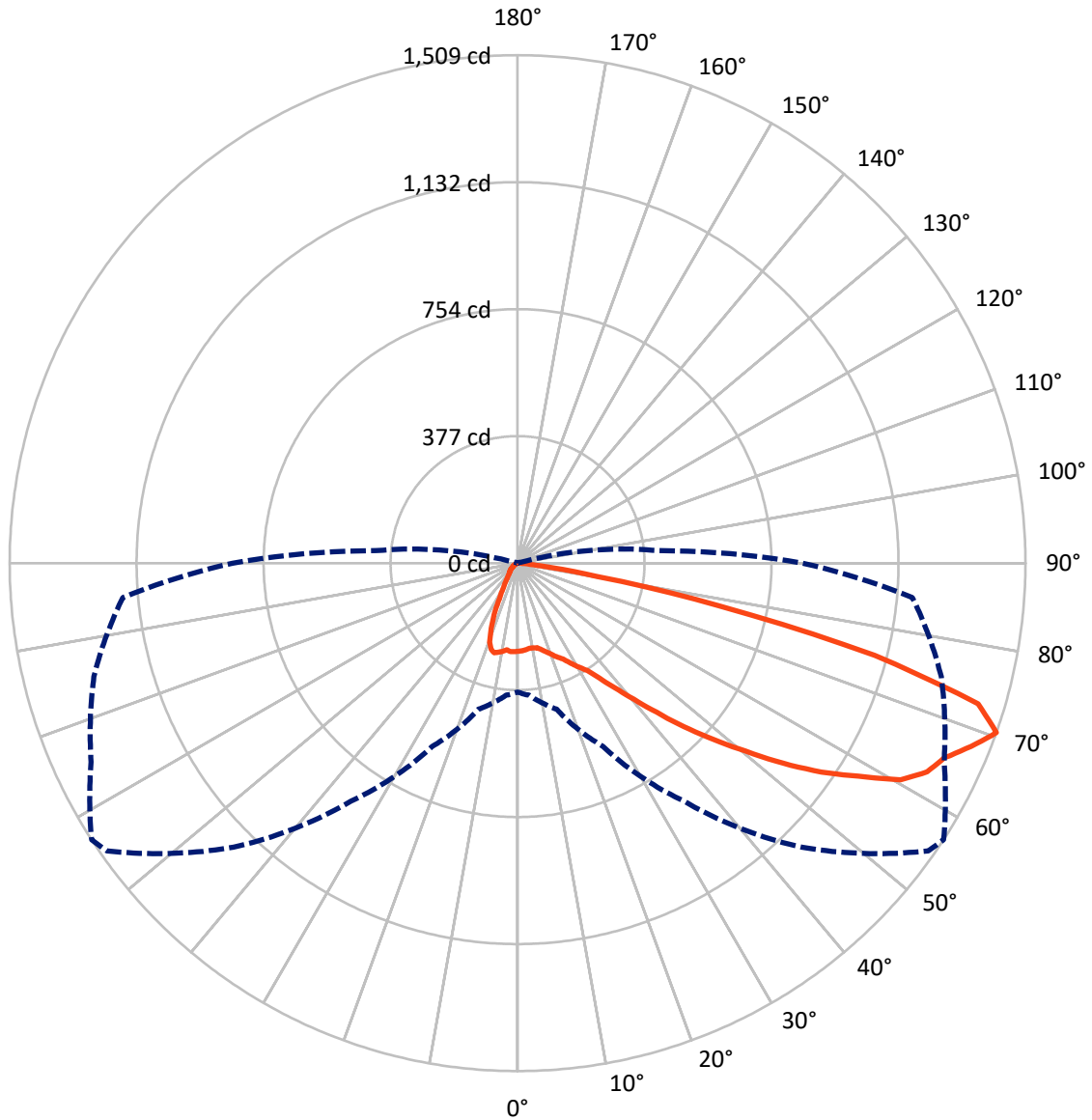
× Max cd
 - - - 1/2 Max cd



Based on 15 foot mounting height. Maximum calculated value = 1.5 fc
 Type III - Medium - N/A

REPORT NUMBER: P676485
CATALOG NUMBER: CCW-SA-1B-840-U-T3-HSS

Luminous Intensity Polar Plot



— Vertical Plane Through 57-Deg Lateral - - - Horizontal Cone Through 70-Deg Vertical

REPORT NUMBER: P676485
 CATALOG NUMBER: CCW-SA-1B-840-U-T3-HSS

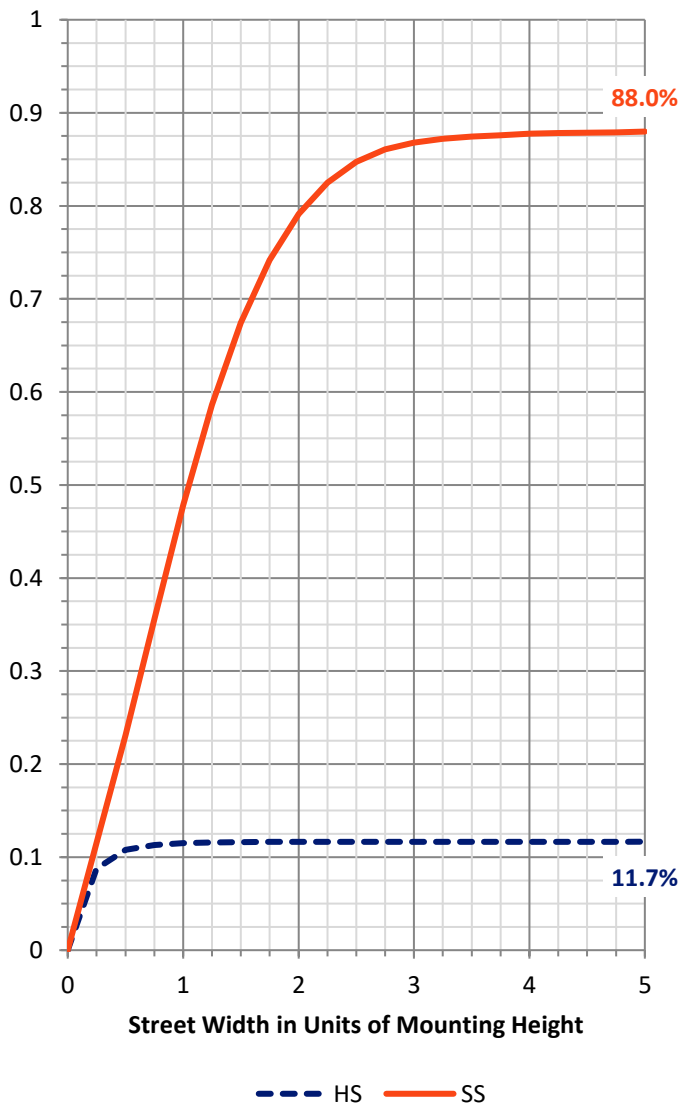
FLUX DISTRIBUTION:

		Downward	Upward	Total
House Side	Lumens	250.0	0.0	250.0
	% Fixture	11.8	0.0	11.8
Street Side	Lumens	1871.2	0.0	1871.2
	% Fixture	88.2	0.0	88.2
Total	Lumens	2121.3	0.0	2121.3
	% Fixture	100.0	0.0	100.0

Coefficient of Utilization

ZONAL LUMENS:

Zone	Lumens	% Fixture
0°-10°	24.5	1.2
10°-20°	68.4	3.2
20°-30°	115.2	5.4
30°-40°	197.1	9.3
40°-50°	331.0	15.6
50°-60°	508.1	24.0
60°-70°	586.7	27.7
70°-80°	277.1	13.1
80°-90°	13.1	0.6
90°-100°	0.0	0.0
100°-110°	0.0	0.0
110°-120°	0.0	0.0
120°-130°	0.0	0.0
130°-140°	0.0	0.0
140°-150°	0.0	0.0
150°-160°	0.0	0.0
160°-170°	0.0	0.0
170°-180°	0.0	0.0
0°-90°	2121.3	100.0
0°-180°	2121.3	100.0



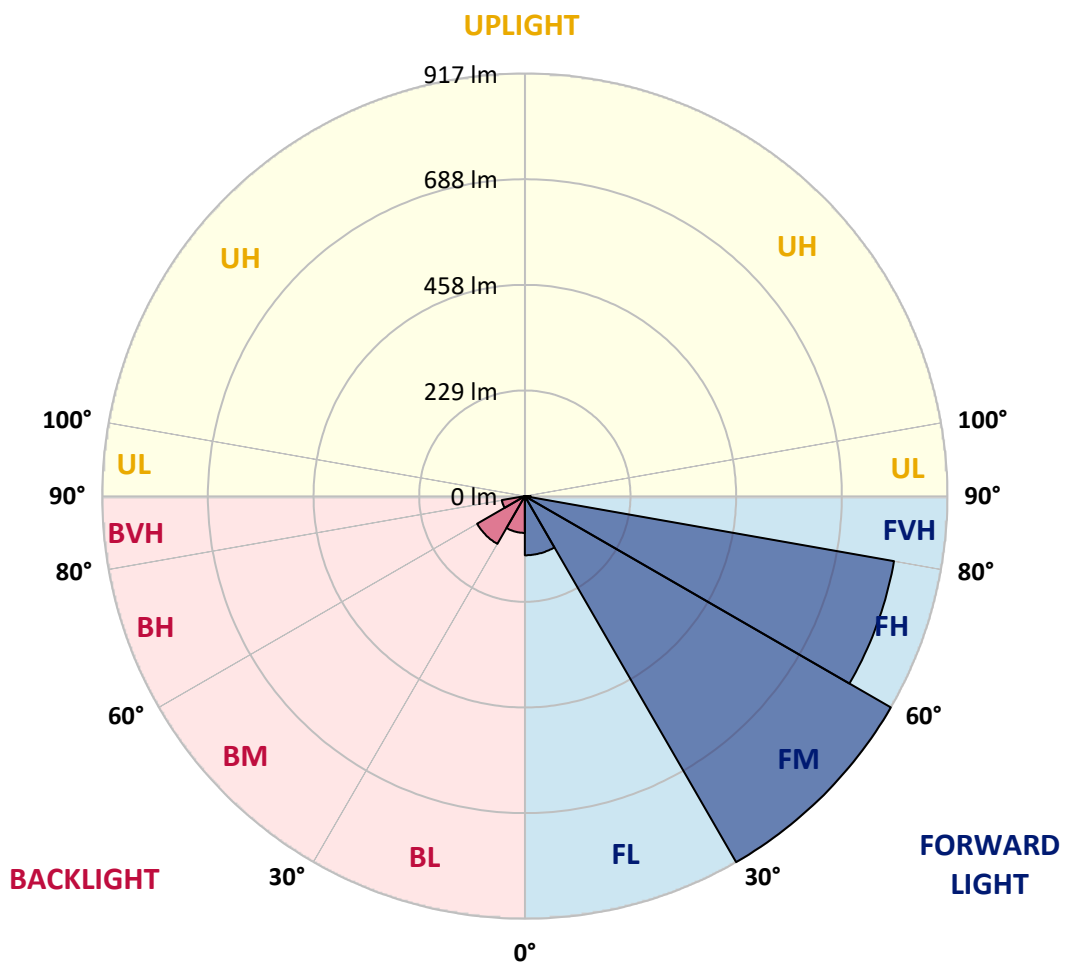
REPORT NUMBER: P676485
 CATALOG NUMBER: CCW-SA-1B-840-U-T3-HSS

LUMINAIRE CLASSIFICATION SYSTEM LUMEN TABLE AND BUG RATING:

Zone	Lumens	% Fixture	Zone Rating/Lumen Limit		
			B	U	G
FL (0°-30°)	128.3	6.0			
FM (30°-60°)	916.8	43.2			
FH (60°-80°)	813.2	38.3			G1/1800
FVH (80°-90°)	12.9	0.6			G1/100
BL (0°-30°)	79.7	3.8	B0/110		
BM (30°-60°)	119.5	5.6	B0/220		
BH (60°-80°)	50.6	2.4	B0/110		G0/110
BVH (80°-90°)	0.2	0.0			G0/10
UL (90°-100°)	0.0	0.0		U0/0	
UH (100°-180°)	0.0	0.0		U0/0	

BUG Rating: B0-U0-G1

Type III Medium





REPORT NUMBER: P676485

CATALOG NUMBER: CCW-SA-1B-840-U-T3-HSS

CANDELA DISTRIBUTION (FULL):

	0°	5°	15°	25°	35°	45°	55°	57°	65°	75°	85°
0°	261.7	261.7	261.7	261.7	261.7	261.7	261.7	261.7	261.7	261.7	261.7
2.5°	257.9	256.3	257.9	260.1	257.9	259.6	259.0	260.7	258.5	258.5	260.1
5°	241.1	243.9	244.9	247.6	250.4	255.2	258.5	258.5	261.7	263.4	265.5
7.5°	235.2	230.9	235.2	237.4	240.1	248.2	253.1	255.2	259.6	265.5	268.8
10°	226.5	229.8	229.8	236.8	240.6	245.5	254.2	255.8	265.5	271.5	274.7
12.5°	226.0	226.0	228.7	233.6	241.1	250.4	261.2	257.9	268.2	279.1	284.5
15°	227.6	231.4	231.4	237.9	243.9	256.9	266.1	266.6	281.2	292.1	297.0
17.5°	234.6	233.0	235.2	239.0	248.2	260.7	275.8	277.5	294.3	308.9	315.9
20°	249.3	252.0	248.7	246.6	250.4	266.6	286.1	289.4	308.3	322.4	329.5
22.5°	304.0	301.8	288.8	273.7	267.2	274.7	295.9	303.5	325.7	342.5	348.4
25°	365.8	362.0	346.8	324.1	294.3	291.0	315.4	315.4	347.4	365.8	364.2
27.5°	424.3	423.2	405.3	381.5	339.2	315.9	331.1	337.1	371.7	386.9	379.9
30°	483.9	485.0	468.7	440.0	395.6	356.0	353.3	358.2	390.2	414.0	399.4
32.5°	553.3	543.5	532.1	492.6	451.9	407.5	382.0	379.9	410.8	432.4	412.9
35°	615.1	609.1	596.6	560.9	514.3	461.2	425.4	420.0	436.8	465.5	444.4
37.5°	669.2	663.3	647.0	623.2	586.9	527.8	477.4	469.3	476.3	506.7	481.2
40°	715.9	717.5	713.1	689.8	656.2	602.6	544.6	531.6	525.6	552.7	524.0
42.5°	749.4	765.2	766.2	737.5	710.4	681.2	616.1	605.8	591.8	614.5	594.5
45°	819.9	811.2	816.6	806.3	776.5	772.2	698.5	692.6	673.0	680.6	659.5
47.5°	875.2	873.5	883.8	867.0	858.9	859.5	792.3	782.0	754.3	768.4	744.6
50°	907.1	898.5	935.9	948.9	947.2	953.7	887.1	878.4	851.9	872.5	821.5
52.5°	914.7	930.4	965.7	1012.8	1032.9	1046.4	990.6	987.3	958.6	971.6	901.2
55°	933.7	948.9	969.5	1047.0	1121.2	1124.4	1092.5	1095.7	1070.3	1067.0	977.0
57.5°	933.2	929.9	986.8	1076.8	1179.7	1226.3	1209.0	1193.3	1165.6	1133.7	1025.8
60°	899.0	897.4	956.5	1080.6	1211.7	1318.4	1325.5	1307.1	1237.7	1190.6	1083.3
62.5°	831.3	837.8	897.4	1048.0	1242.0	1351.5	1377.5	1365.1	1278.9	1228.5	1151.0
65°	753.8	740.2	809.6	966.8	1173.8	1341.7	1398.1	1393.8	1327.7	1269.7	1213.3
67.5°	604.8	610.7	663.8	831.8	1057.2	1306.0	1446.3	1452.8	1366.7	1306.0	1232.3
70°	383.1	394.0	449.2	601.0	863.2	1193.3	1489.7	1508.7	1397.6	1302.7	1177.0
72.5°	111.6	116.0	191.3	299.7	550.0	957.0	1420.3	1430.1	1337.4	1182.4	910.4
75°	36.8	39.0	56.4	97.5	215.7	494.8	1049.1	1095.2	1064.3	857.3	520.8
77.5°	24.4	25.5	30.9	46.6	81.8	155.0	562.5	611.8	599.9	401.5	168.0
80°	17.9	18.4	22.8	31.4	49.9	55.8	207.5	240.1	231.9	92.1	33.6
82.5°	11.4	11.4	16.8	22.2	31.4	27.6	60.2	66.7	65.0	35.2	13.0
85°	7.6	8.1	12.5	17.3	17.3	13.0	17.3	20.1	21.7	19.0	6.0
87.5°	2.2	2.7	7.0	11.9	7.0	6.5	6.0	6.5	7.6	10.3	3.3
90°	0.0	0.0	0.0	0.0	0.0	0.0	0.0	0.0	0.0	0.0	0.0



REPORT NUMBER: P676485
 CATALOG NUMBER: CCW-SA-1B-840-U-T3-HSS

CANDELA DISTRIBUTION (continued):

	90°	95°	105°	115°	125°	135°	145°	155°	165°	175°	180°
0°	261.7	261.7	261.7	261.7	261.7	261.7	261.7	261.7	261.7	261.7	261.7
2.5°	261.7	263.9	263.4	264.4	262.8	261.2	262.8	262.8	262.8	261.2	260.1
5°	263.9	262.8	263.9	261.7	263.9	261.7	260.7	257.4	256.9	256.9	259.0
7.5°	267.2	268.2	263.4	263.4	258.5	259.6	256.9	257.4	256.3	254.7	253.6
10°	272.0	276.4	271.5	269.9	264.4	260.1	253.6	250.4	250.4	248.2	250.4
12.5°	285.6	284.0	281.2	275.8	269.3	260.7	244.9	229.2	216.2	206.5	211.3
15°	296.4	295.9	292.1	281.8	273.1	246.6	207.0	166.4	144.7	134.9	133.3
17.5°	313.2	311.6	305.1	291.5	262.8	204.3	142.0	107.8	86.7	81.8	80.2
20°	328.9	328.4	314.3	297.0	236.8	149.0	92.7	71.0	65.0	65.6	64.5
22.5°	345.7	343.0	326.2	290.5	188.6	99.2	66.1	63.4	61.2	60.7	61.8
25°	364.7	354.9	338.1	275.8	138.7	68.3	62.3	60.2	58.0	57.4	57.4
27.5°	372.3	365.8	343.6	240.6	87.8	59.6	58.5	55.8	53.1	51.5	50.9
30°	389.6	378.8	349.0	189.1	62.3	54.7	53.1	49.9	46.1	43.4	43.4
32.5°	407.0	394.0	349.5	132.2	52.0	49.3	46.6	42.3	37.4	34.7	35.2
35°	428.6	410.8	343.6	85.6	46.6	43.4	37.9	33.1	28.7	26.6	26.6
37.5°	465.5	448.7	319.2	56.4	42.3	36.8	31.4	26.0	22.2	20.6	20.6
40°	512.1	490.4	285.6	44.4	37.4	31.4	24.9	20.1	17.9	16.3	16.3
42.5°	567.9	540.8	235.7	39.6	33.1	26.0	19.5	15.7	13.5	13.5	13.0
45°	623.7	579.3	184.8	36.3	29.3	21.7	15.2	12.5	11.4	10.8	10.8
47.5°	703.4	625.9	132.2	33.1	25.5	16.8	12.5	10.3	9.2	8.7	9.2
50°	779.8	669.8	93.7	29.8	21.1	13.5	10.3	9.2	8.1	7.6	7.6
52.5°	847.0	700.1	65.6	26.0	17.9	11.4	9.2	8.1	7.6	7.0	7.0
55°	883.8	689.8	45.0	22.2	14.6	9.8	8.1	7.0	6.5	6.0	6.0
57.5°	921.8	661.1	34.1	18.4	11.9	9.2	7.6	6.5	6.0	5.4	5.4
60°	953.7	640.0	26.6	14.6	9.8	7.6	6.5	5.4	4.9	4.3	3.8
62.5°	955.4	597.7	19.5	10.8	7.6	6.5	5.4	4.3	2.7	2.2	1.6
65°	961.9	553.3	14.1	8.1	5.4	4.9	3.8	2.2	1.1	0.0	0.0
67.5°	939.1	500.7	11.4	6.0	3.8	2.7	1.6	0.5	0.0	0.0	0.0
70°	846.5	422.7	8.7	4.3	2.7	1.6	0.5	0.0	0.0	0.0	0.0
72.5°	605.8	274.7	6.0	3.3	1.1	0.5	0.0	0.0	0.0	0.0	0.0
75°	323.0	117.1	4.3	2.2	0.5	0.0	0.0	0.0	0.0	0.0	0.0
77.5°	101.3	29.8	2.7	1.1	0.5	0.0	0.0	0.0	0.0	0.0	0.0
80°	22.2	8.1	1.6	0.5	0.0	0.0	0.0	0.0	0.0	0.0	0.0
82.5°	7.6	3.3	1.1	0.0	0.0	0.0	0.0	0.0	0.0	0.0	0.0
85°	2.7	1.1	0.5	0.0	0.0	0.0	0.0	0.0	0.0	0.0	0.0
87.5°	1.1	0.5	0.5	0.0	0.0	0.0	0.0	0.0	0.0	0.0	0.0
90°	0.0	0.0	0.0	0.0	0.0	0.0	0.0	0.0	0.0	0.0	0.0

(END OF REPORT)